

Plan de aprendizaje Remoto II

Escuela de Lenguaje Caracola



Segundo Nivel de Transición

Consultas al correo


Segundo Nivel de transición A Tía Maricarmen Moreno M. Makmoreno@hotmail.com

Segundo Nivel de transición B Tía Natalia Sepúlveda L. Natalia.sepulveda.letelier@gmail.com


ACTIVIDAD

NECESITO UN CORTE DE PELO---


- Utilizando las tijeras, córtale el pelo al amigo siguiendo las líneas.



Completa estas figuras con los nombres de tus
compañeros, haz su ropa y pinta.



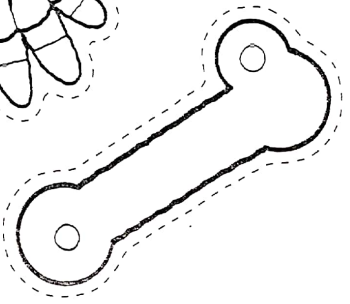
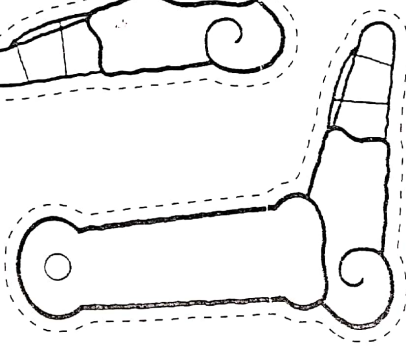
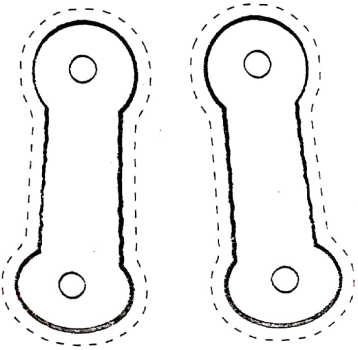
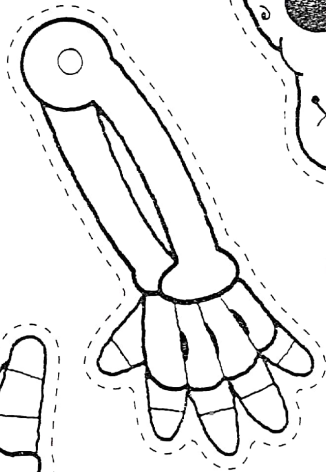
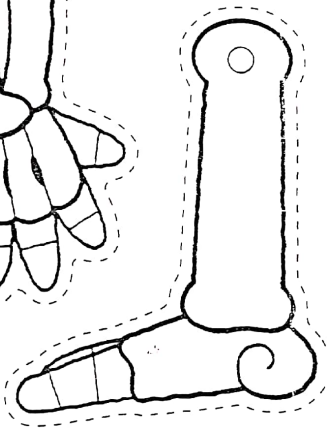

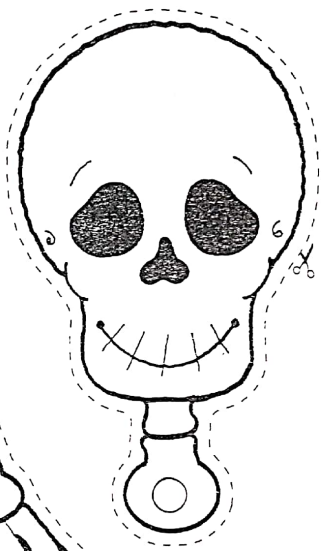
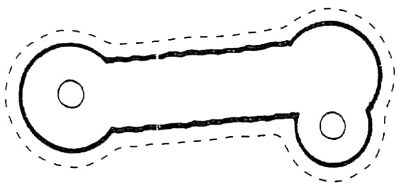
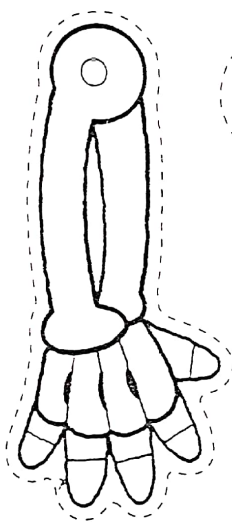
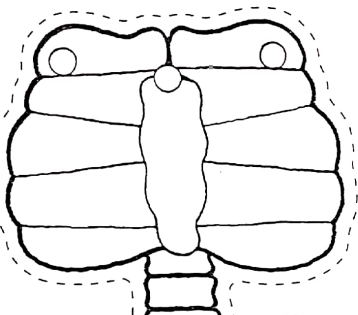
Ubica las figuras geométricas en cada recuadro, sin que se repitan en forma horizontal ni vertical.





ROMPECABEZAS ARTICULADO: ¿SABES CÓMO SE LLAMA EL CONJUNTO DE TODOS LOS HUESOS DEL CUERPO? INVESTIGA EN CASA PARA SABER MÁS SOBRE ESTE TEMA, INTERCAMBIA EN CLASE, CON TUS COMPAÑEROS Y COMPAÑERAS, TUS INVESTIGACIONES. LUEGO RECORTA LAS IMÁGENES Y ARMA UN MUÑECO ARTICULADO CON TU FAMILIA, UTILIZANDO CHINCHES DE DOS PATAS.

Nombre _____






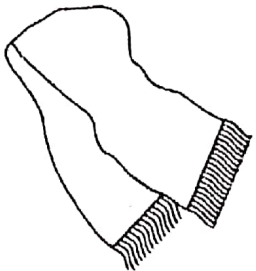





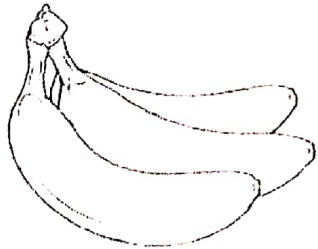

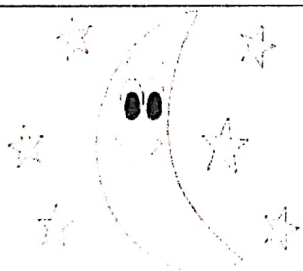
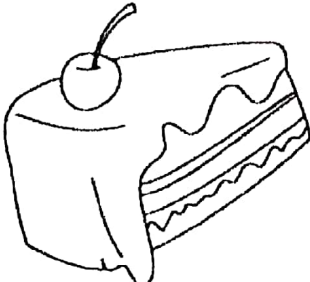
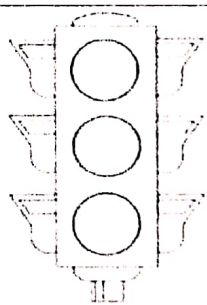






ACTIVIDAD

MI NOMBRE


- Transcribe (copiar o escribir) tu nombre en cada recuadro.

- Pinta según el sentido correspondiente y marca con X al intruso

 GUSTO			
 TACTO			
 AUDICIÓN			
 VISTA			
 OLFATO			

MALABARISTAS EN EL CIRCO

- CUENTA Y ESCRIBE CUÁNTOS PAYASOS HAY EN CADA COLUMNA.
- COMPARA LAS DISTINTAS ALTURAS. ¿CUÁL ES LA MÁS BAJA? ¿POR QUÉ? ¿CUÁL ES LA MÁS ALTA? ¿POR QUÉ? ¿CUÁLES TIENEN LA MISMA ALTURA?
- COLOREA EL PRIMERO, EL TERCERO Y EL QUINTO PAYASO DE CADA COLUMNA.




MANÍA

ACTIVIDAD

MI AMIGA LA VOCAL A

- Recorre varias veces la vocal A con tu dedo índice y píntala.
- Traza las vocales A con tu color favorito.





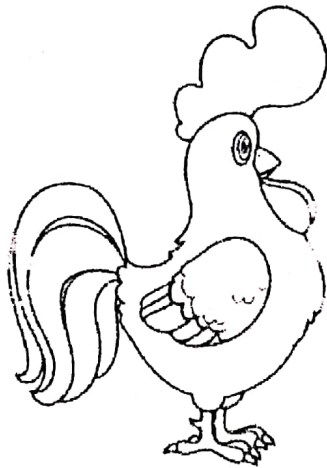

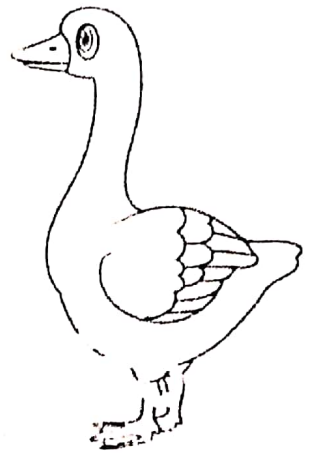



ANA AMASA PAN CADA MAÑANA.

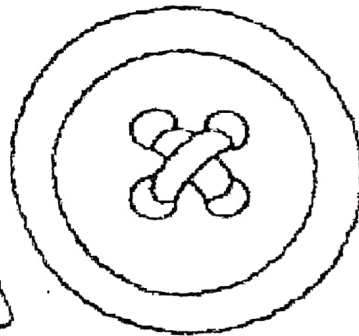





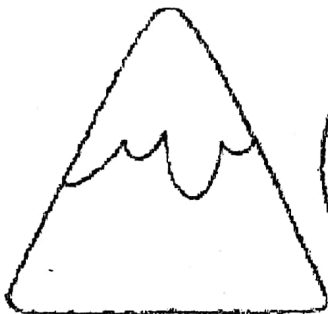




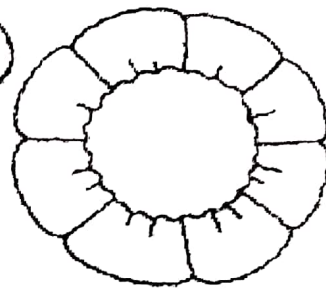
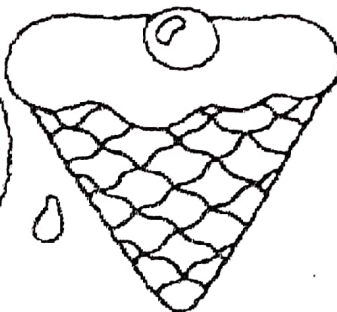
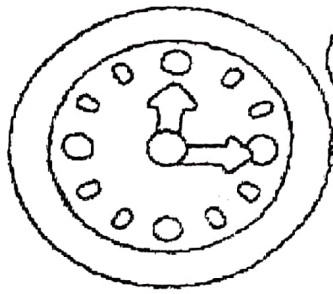



Animales de la granja y domésticos:

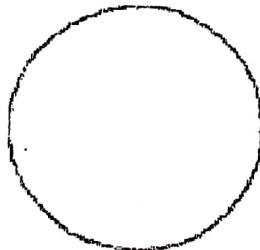

Observa, identifica y nombra cada animal que vive en la granja ¿conoces alguno más? Nómbralos y comenta...



- OBSERVA LAS DISTINTAS FORMAS DE ESTOS OBJETOS.
- SEÑALA CON UNA CRUZ EN LOS CUADRADOS.
- ANOTA LA LOS TRIÁNGULOS.
- ROSA LOS CIRCULOS.




- ESCRIBE ADENTRO DE CADA FIGURA CUANTOS OBJETOS SIMILARES ENCONTRASTE




ACTIVIDAD

RECORDANDO LA VOCAL E.


- Recorre la vocal E varias veces con tu dedo índice y traza con tu color favorito.




- Encierra en un círculo las vocales E mayúsculas y las e minúsculas.




Pinta el patito y rellena el cascarón con rayitas



- Pinta rojo el lado derecho de arriba.
- Pinta azul el lado izquierdo de abajo.



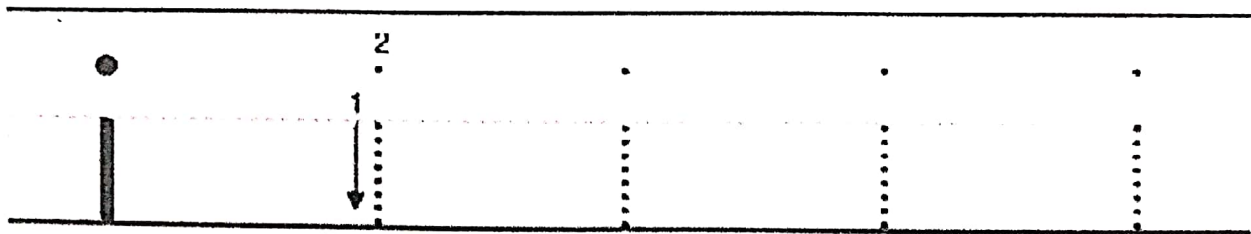
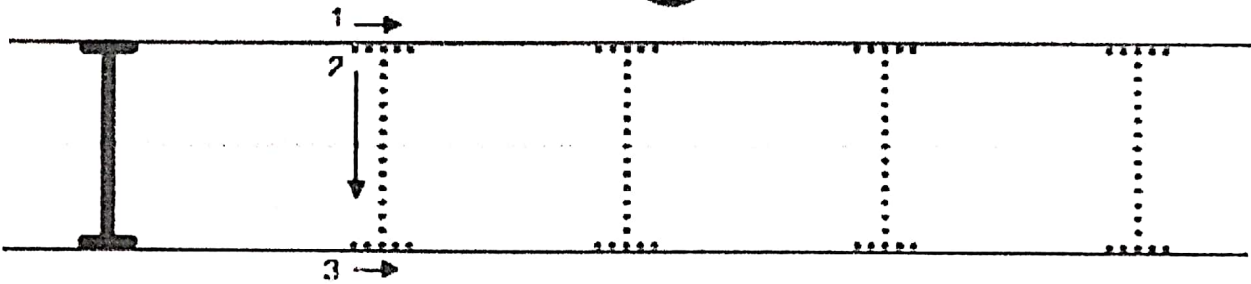

- Pinta Verde el lado izquierdo de arriba.
- Pinta naranja el lado derecho de abajo.




ACTIVIDAD

RECORDANDO LA VOCAL I.

- Recorre la vocal I varias veces con tu dedo índice, coloréalas y traza las vocales I.






ANTIIFAZ DE PERRO

ACTIVIDAD

CON UN SOLO DEDITO


- Con tu dedito índice, márchalo con un poco de tempera y estámpalo en cada círculo del búho.



ACTIVIDAD

RECORDANDO NUESTROS AMIGOS LOS NÚMEROS.

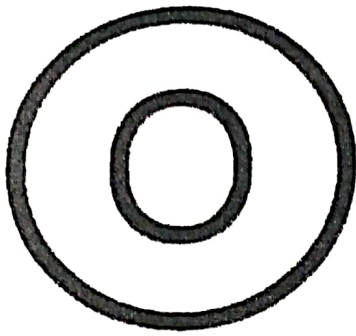
- Recorre los números varias veces con tu dedo índice, luego traza con lápices scripto y colorea cada número.




ACTIVIDAD

RECORDANDO LA VOCAL O

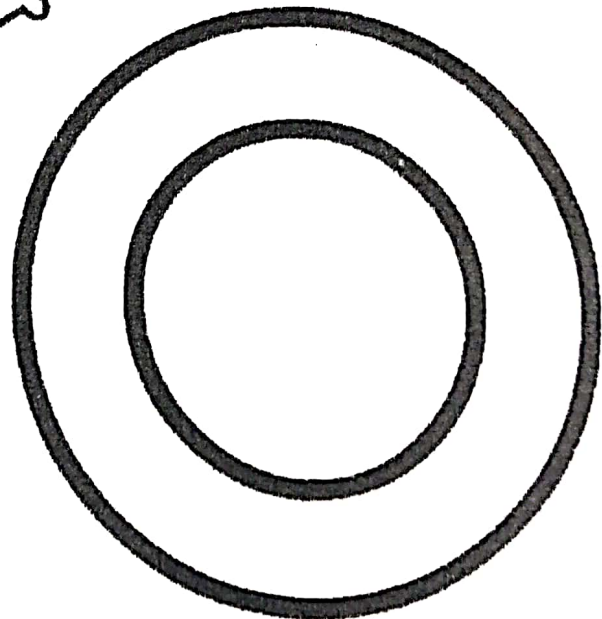
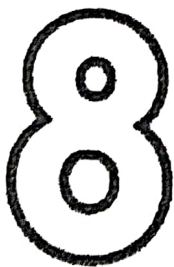
- Recorre la vocal O varias veces con tu dedo índice, luego colorea las vocales e imágenes.







olla




Omar



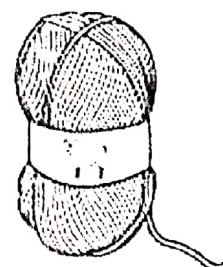





Une según corresponda.





Completa el cerdito y rellénalo con hojas de revistas


UNE CADA ANIMAL CON EL PRODUCTO QUE NOS DA.



ACTIVIDAD


RECORDANDO LA VOCAL U

- Recorre la vocal U varias veces con tu dedo índice, luego traza las vocales U.



The illustration shows a tracing guide for the letter 'U'. On the left, a large uppercase 'U' is shown with a vertical line and the number '1' and a downward arrow indicating the stroke direction. In the middle, a smaller lowercase 'u' is shown with a vertical line and the number '1' and a downward arrow for the first stroke, and a second vertical line with the number '2' and a downward arrow for the second stroke. On the right, there is a shaded illustration of a bunch of grapes with a stem and leaf. Below the tracing guide are two sets of horizontal lines for handwriting practice: a solid top line, a dashed middle line, and a solid bottom line.

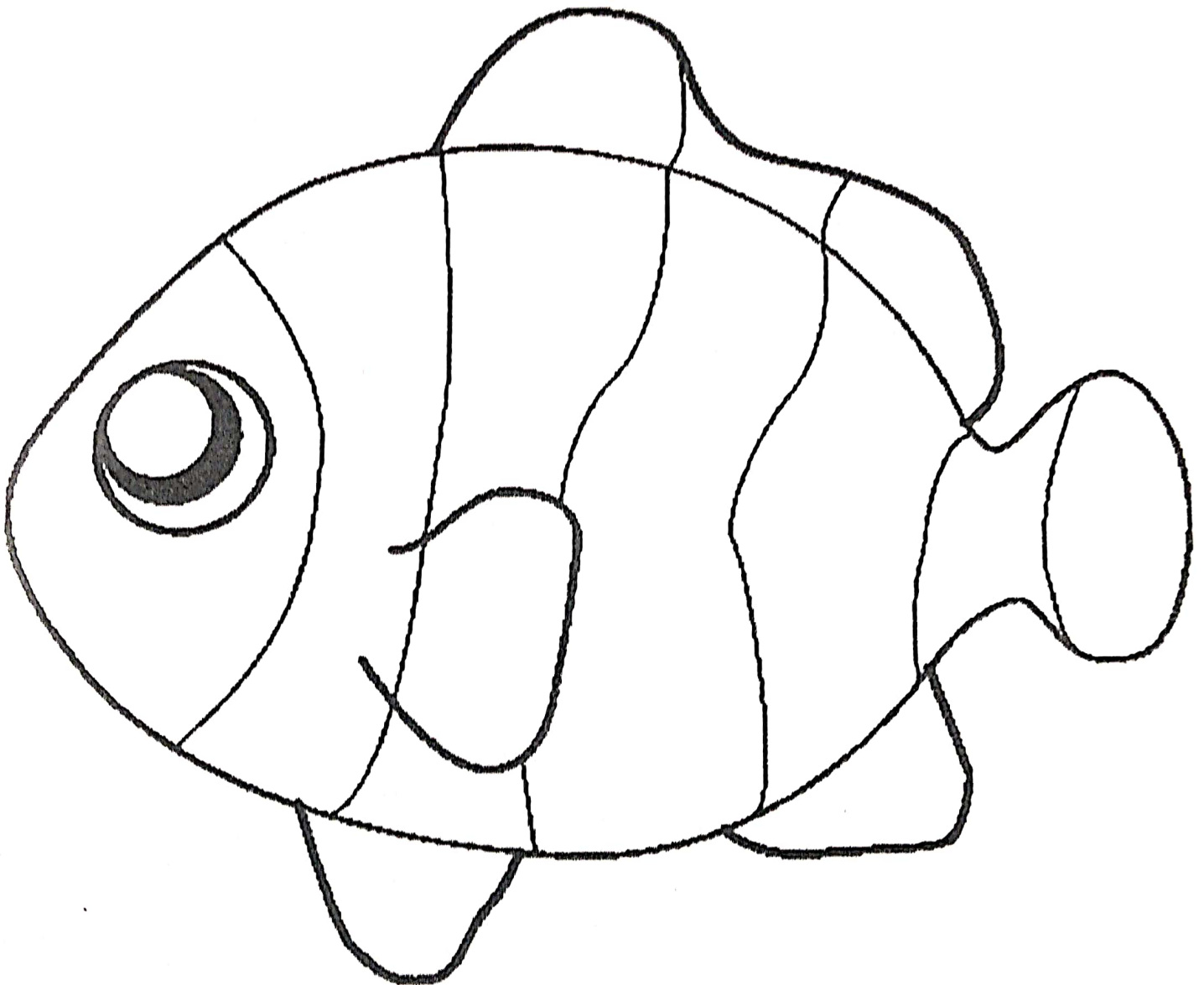
- Colorea los racimos de una que tenga adentro la U mayúscula y minúscula.



The illustration shows two clusters of grapes. The left cluster contains various letters including 'u', 'f', 'o', 'i', 'g', 'v', 'e', 'u', 'a', 'j', 'w', 'h', 'l', 'n', 'm', 'p', 'q', 'r', 's', 't', 'x', 'y', 'z'. The right cluster contains various letters including 'u', 'a', 'j', 'o', 'e', 'u', 'i', 'h', 'l', 'n', 'm', 'p', 'q', 'r', 's', 't', 'x', 'y', 'z'. To the right of the clusters are the letters 'U' and 'u' for coloring.

NADAREMOS, EN EL MAR, NADAREMOS


- Utiliza lápices scripto, rollena al pez haciendo muchos puntitos, ¡recuerda usar muchos colores!



Animales de la selva y salvaje:

Observa, identifica y nombra cada animal salvaje ¿conoces alguno más? Nómbralos y comenta...






Completa y pinta el mono.


ACTIVIDAD

RECORDANDO A MIS AMIGOS LOS NÚMEROS.

- Cuenta y encierra el número que corresponde.




0 2 4 3




1 4 2 3




2 4 3 5



1 6 2 4

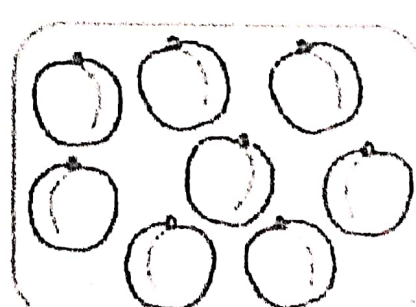
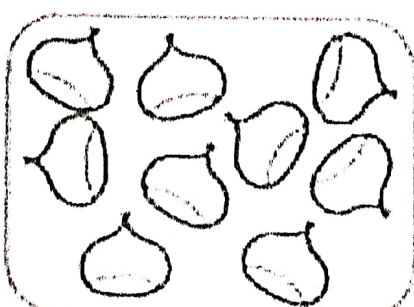



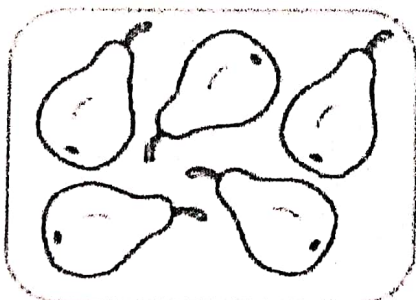


6 8 7 5










8 5 6 7

- Cuenta y escribe el número según corresponda.




Encierra los animales salvajes y pinta los domesticos



ACTIVIDAD

¡CONTANDO LAS CHISPAS DE CHOCOLATE DE NUESTROS HELADOS!







- Cuenta y escribe la cantidad de chispas de chocolate en el cono de cada helado.



Formas simples



Repasa los cuadrados, círculos y triángulos. Colorea los dibujos.







ACTIVIDAD

RECORDANDO A MIS AMIGOS LOS NÚMEROS.

- Contando y agregando con mis manos.

 $+$  $=$

 $+$  $=$

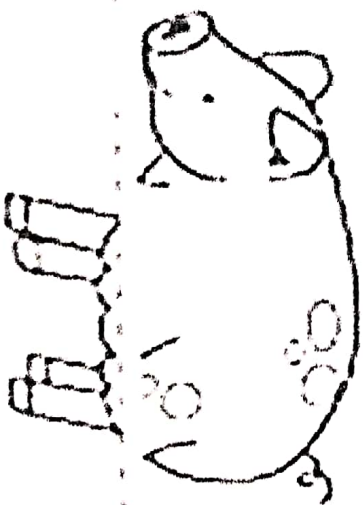
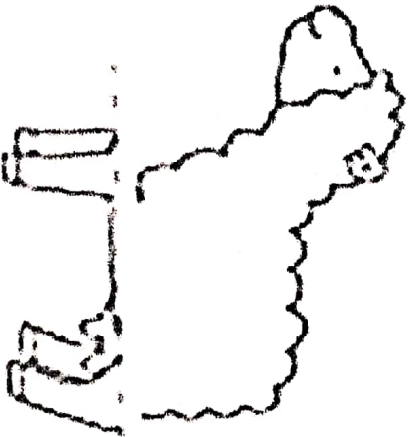
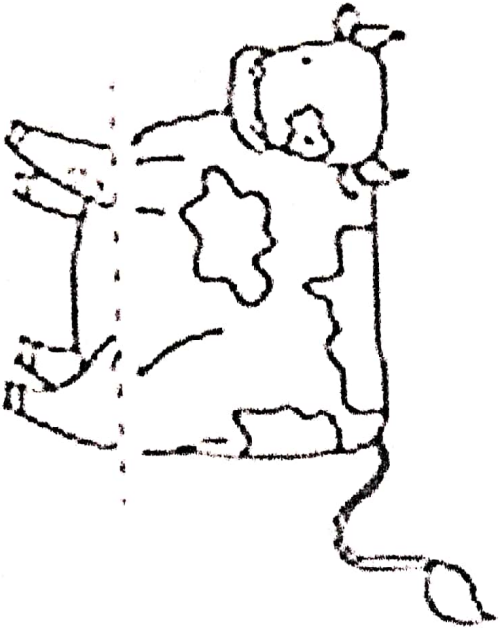
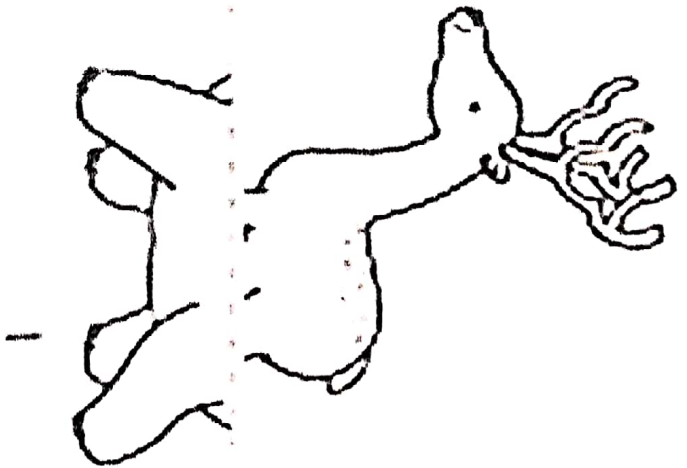
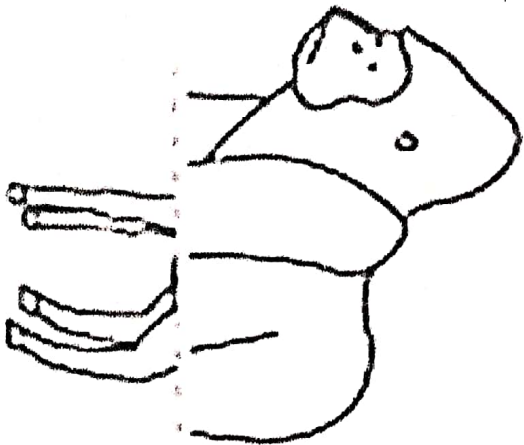
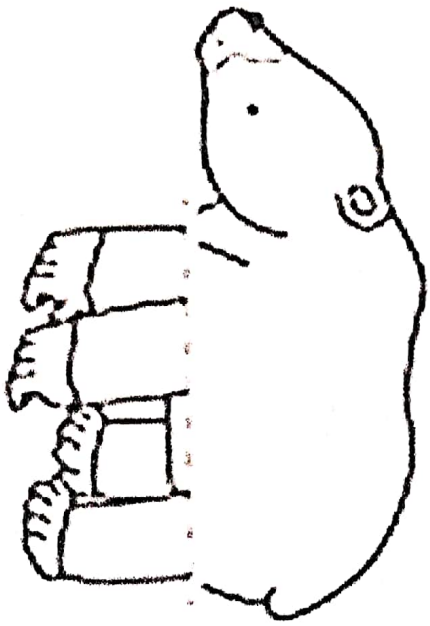
 $+$  $=$

 $+$  $=$

 $+$  $=$


ACTIVIDADES

- ✓ Recorta por la línea de puntos y uree las piezas para completar los animales de forma correcta.
- ✓ Colorea los animales que has formado.



Tengo el cuerpo
cubierto de:

Plumas	Piel / Pelo	Escamas



Piel / Pelo



Escamas

