

Plan de aprendizaje Remoto VI

Escuela de Lenguaje Caracola



Primer Nivel de Transición

Consultas al correo

Primer Nivel de transición A Tía Amariliz Muñoz I. Munozamariliz@gmail.com


Primer Nivel de transición B Tía Natalia Sepúlveda L. Natalia.sepulveda.letelier@gmail.com

Primer Nivel de transición C Tía Maricarmen Moreno M. makmoreno@hotmail.com

NOMBRE : _____

RELLENA EL GORRO DE CHEF - CON DIFERENTES MATERIALES

Comparte en familia ¿Quién utiliza este gorro? Si tú fueras un chef ¿Qué te gustaría cocinar?


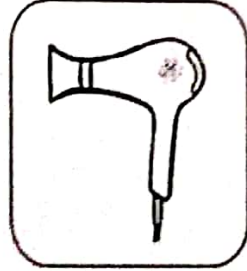




Nombre: _____

Fecha: _____

Relaciona cada personaje con su herramienta de trabajo.



Traza una línea desde la vocal mayúscula hasta la vocal minúscula.

A

I

E

U

O


e

o

i

a

u



BUSCA Y PINTA LA VOCAL IGUAL AL MODELO

A

U	U	U	I	I
A	A	E	E	U
E	O	O	I	U
A	U	I	E	O
I	U	A	I	I

BUSCA Y PINTA LA VOCAL IGUAL AL MODELO

E

U	U	U	I	I
A	A	E	E	U
E	O	O	I	U
A	U	I	E	O
I	U	A	I	I

BUSCA Y PINTA LA VOCAL IGUAL AL MODELO

I

U	U	U	I	I
A	A	E	E	U
E	O	O	I	U
A	U	I	E	O
I	U	A	I	I

BUSCA Y PINTA LA VOCAL IGUAL AL MODELO

O



U	U	U	I	I
A	A	E	E	U
E	O	O	I	U
A	U	I	E	O
I	U	A	I	I

BUSCA Y PINTA LA VOCAL IGUAL AL MODELO

U



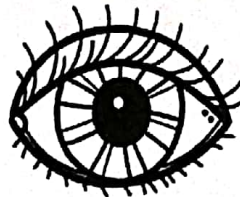





U	U	U	I	I
A	A	E	E	U
E	O	O	I	U
A	U	I	E	O
I	U	A	I	I

Observa cada elemento de su nombre y luego escribe la vocal con la cual comienza su nombre. Recuerda que puedes colorear los dibujos.



Nombre: _____

Recorta y pega la vocal que corresponde



A

E

i

O

U

A

E

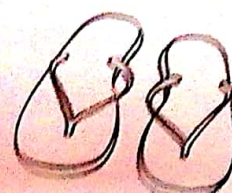




i

O





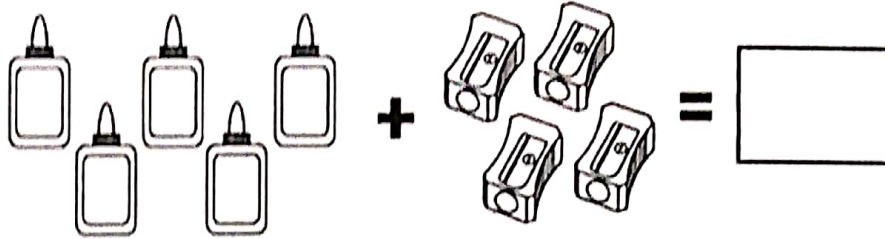
U

vocales

Une con flechas la vocal con el objeto o animal que corresponda



• Resuelve estos problemas, agregando elementos.



Mis amigos los números

- Pinta los círculos según la cantidad de elementos de cada recuadro y escribe el número según corresponda.

1 snail

3 butterflies

6 caterpillars

8 bees

5 butterflies

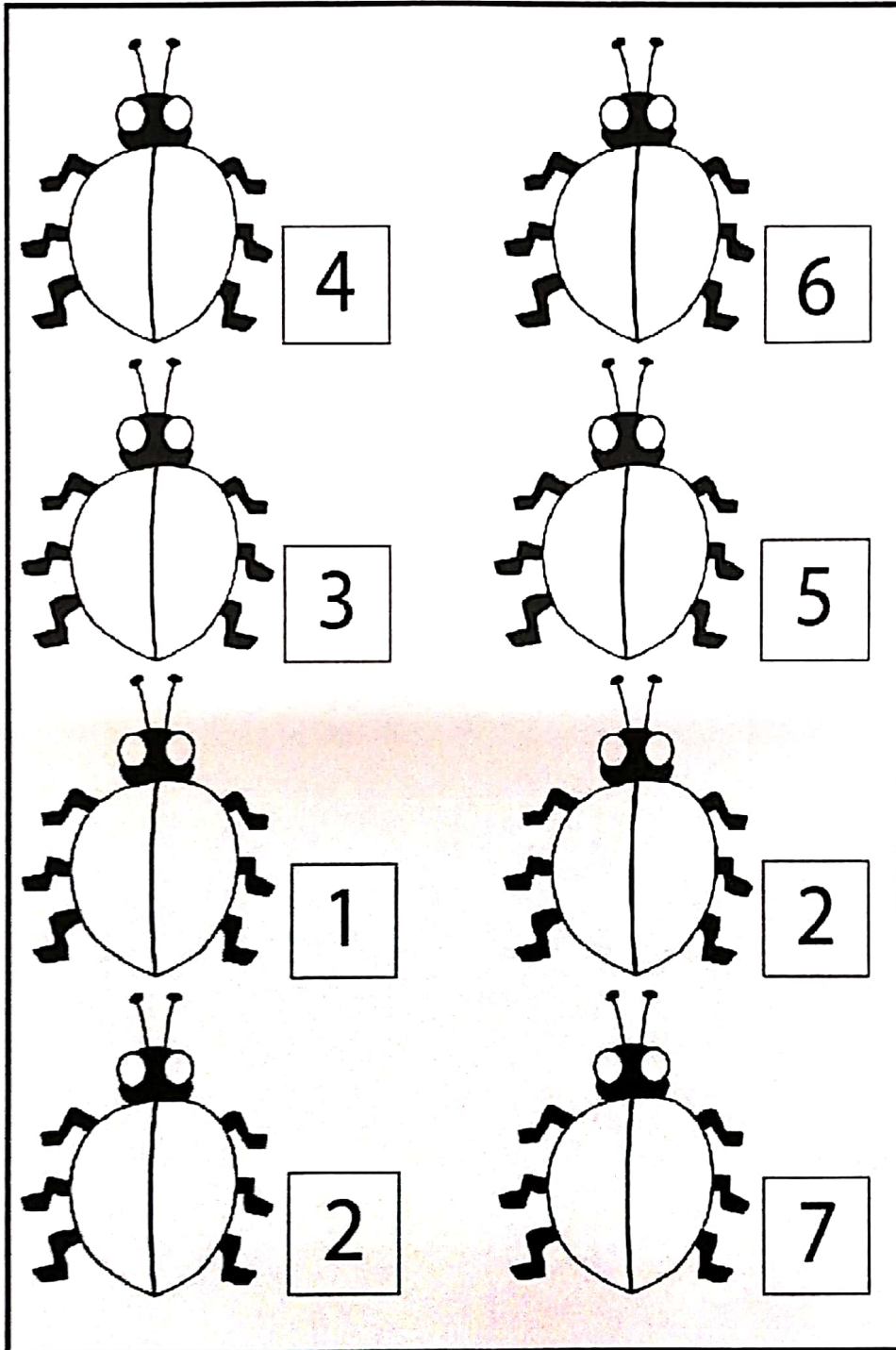
2 caterpillars

6 beetles

6 snails



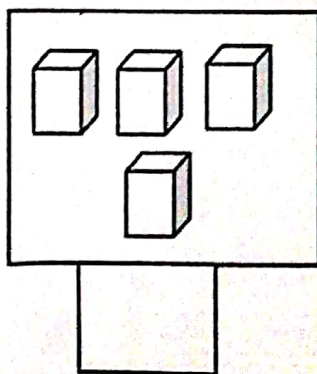

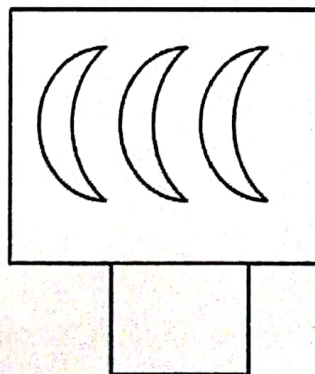


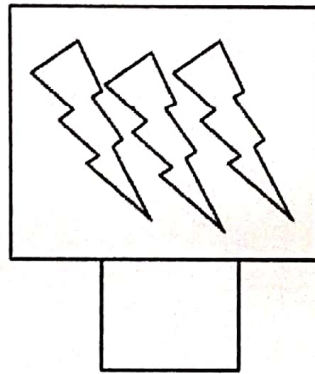

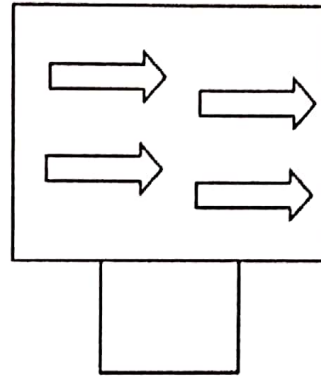
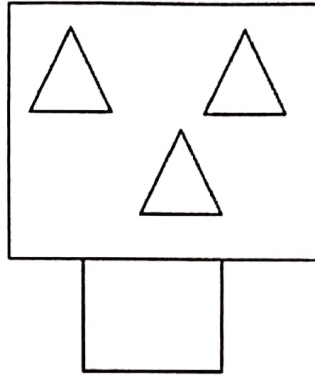

Mis amigos los números

- Dibuja los lunares (círculos) que les faltan a las chinitas, según el número que indicado.



Mis amigos los números

- Cuenta y escribe el número según la cantidad de elementos.














Rellena el número 9 con papeles picados, pintura o plastilina. Luego completa los números.

Tracing practice for the number 9. It includes a row of solid numbers with stroke order arrows (1 for the counter-clockwise curve, 2 for the vertical line down) and a row of dashed numbers for tracing.



**Dibuja
9 cosas**

Colorea




				
				

Recreativo





Realiza lo siguiente.



Colorea



nueve



Colorea todos los números 9 que encuentres.

9	9	9	9	9	9	3	4	0	9
9	4	5	1	3	9	1	9	5	5
2	9	5	9	1	9	9	9	1	3
8	9	5	6	9	2	0	4	9	9


9

nueve

Colorea 9 ventanas




Colorea 9 tortugas



6 7 8 10

9

Nombre: _____





nueve

Pega 9 pajaritos volando en el cielo.



DIANA CALZADILLAS






Remarca la palabra y el número

diez

10 10 10 10

10 10 10 10


10 10 10 10



Dibuja 10 cosas

Blank rectangular box for drawing 10 items.


Colorea



Paocreative

Realiza lo siguiente.

Colorea





diez

Colorea todos los números 10 que encuentres


10	10	10	10	10	10	3	4	0	9
10	4	5	1	3	10	1	10	5	5
2	9	5	10	1	10	10	10	1	3
10	10	5	6	10	2	0	4	10	10

10 diez

Colorea 10 ventanas



Colorea 10 tortugas




6 7 8 9




10

Nombre: _____

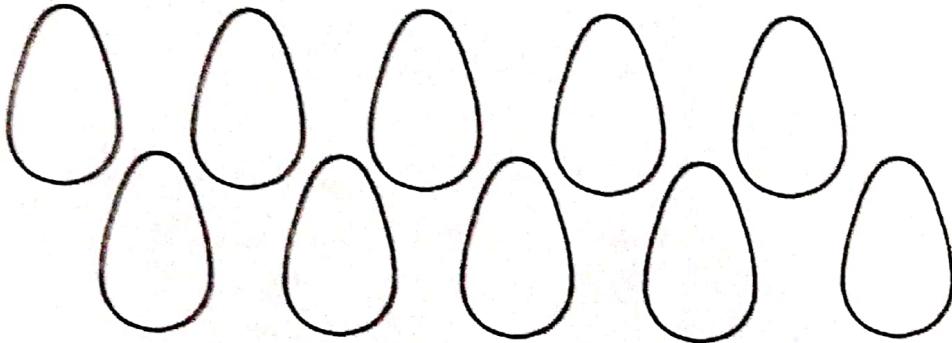


diez

Pega 10 huevos junto a la gallina.



DANI CALZADILLA



• Completa la serie numérica.











□ 2 □

4 □ 6 □













8 □ 10




- Colorea el círculo donde está el número que corresponde a la cantidad de elementos.


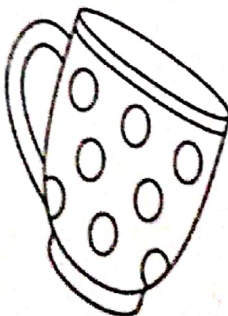
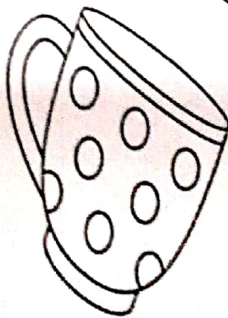

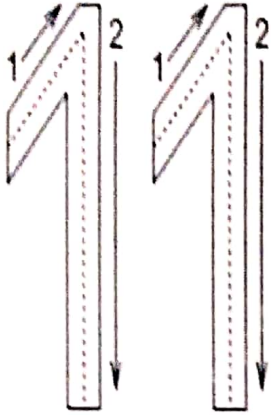
	
	
	
	

- Cuenta los elementos y resuelve las adiciones.

	+		=	
	+		=	
	+		=	
	+		=	




- Conocemos el número once.
Cuenta y colorea los elementos, repasa el número y completa los numerales.



- Busca en revistas diferentes elementos, recorta y pega sólo 11 elementos. BUENA SUERTE!

11

Pinta sólo los objetos que utiliza un carabiniero




CONOCEMOS PROFESIONES Y OFICIOS

- Observa, comenta y colorea las profesiones y oficios.
- ¿Cuál te gusta más? ¿En que te gustaría trabajar cuando seas mayor?

LUEGO RECORTA Y PEGA EN UNA HOJA PROFESIONES Y EN OTRA OFICIOS

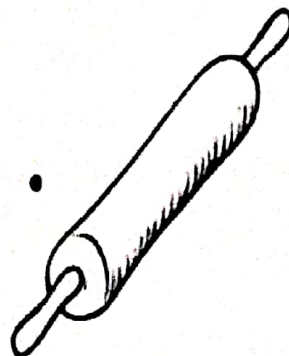
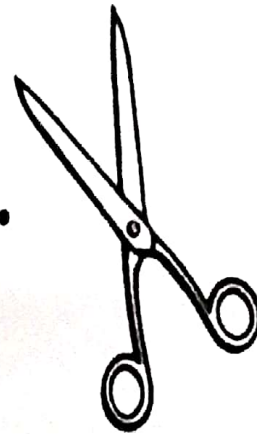

- NO OLVIDES MANDAR UNA FOTOGRAFIA DE TU PROFESIÓN U OFICIO FAVORITO A LA TÍAA!
- BUSCA EN YOUTUBE A BARNEY EL CAMIÓN – PROFESIONES Y OFICIOS Y TE ENCANTARA

<https://www.youtube.com/watch?v=GaD7abMU9i4>







Trabajadores de mi comunidad

☺ Une con una línea al trabajador con su herramienta de trabajo.



- Colorea recorta y une a cada oficio con su vehículo




OFICIOS Y PROFESIONES


Une con una línea de color ROJO la herramienta que necesita cada personaje



PROFESOR



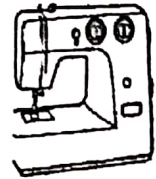
BOMBERO



CANTANTE





ALBAÑIL



SECRETARIA



COSTURERA



BARRENDERO



ELECTRICISTA



CARNICERO



PANADERO



- FIGURAS GEOMÉTRICAS
- Círculo – Triángulo – Cuadrado – Rectángulo.

Observa muy bien los elementos que se encuentran abajo, luego recórtalos y clasificalos según su forma.

